



caseware™



adapt IT



**CaseWare IDEA®**

Use Data Analytics & Drive the Quality of the Analysis



Christiaan Steyn

Product Manager: Assurance

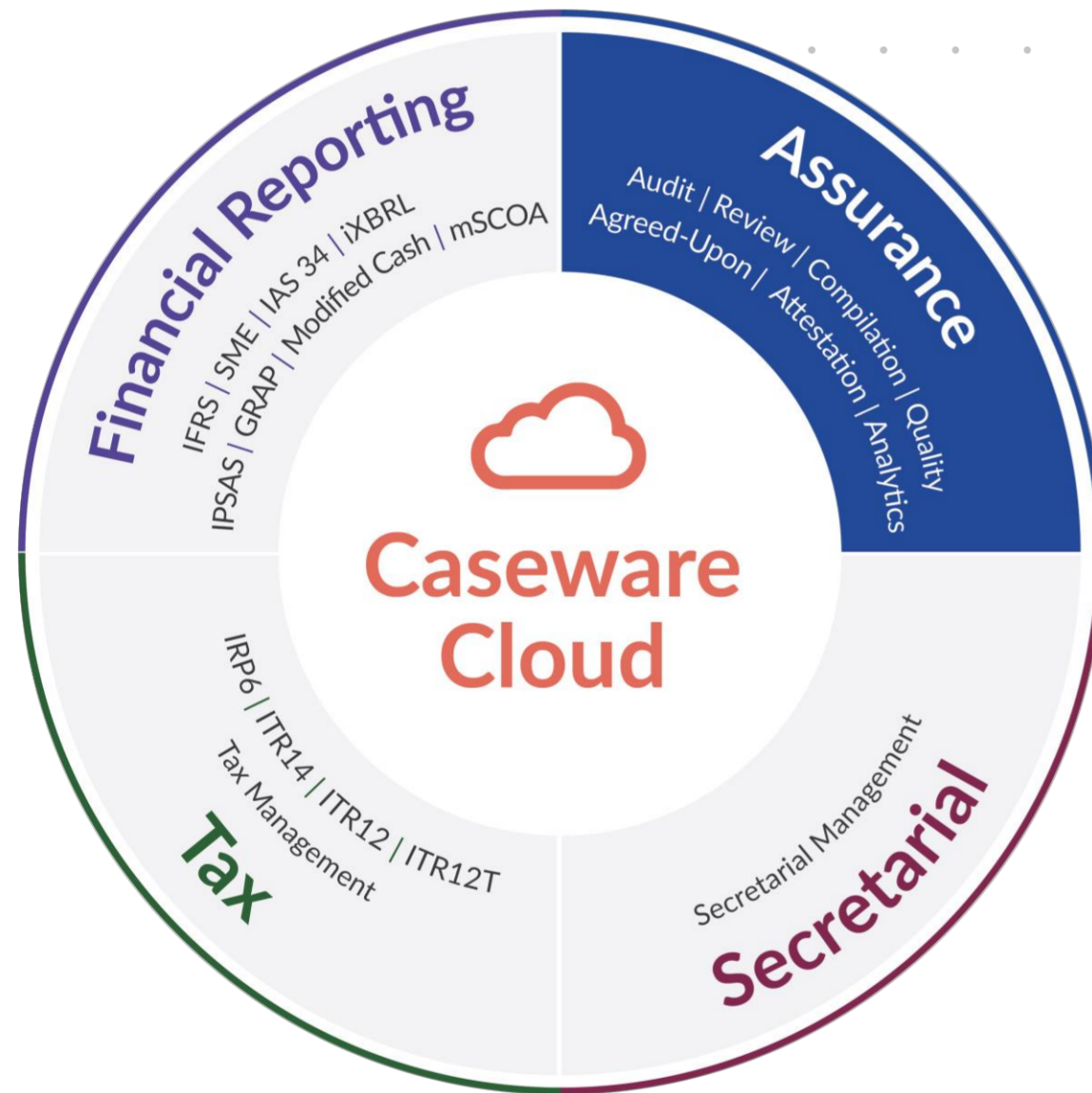


caseware™



adapt IT

# Assurance



# IDEA® Analytics

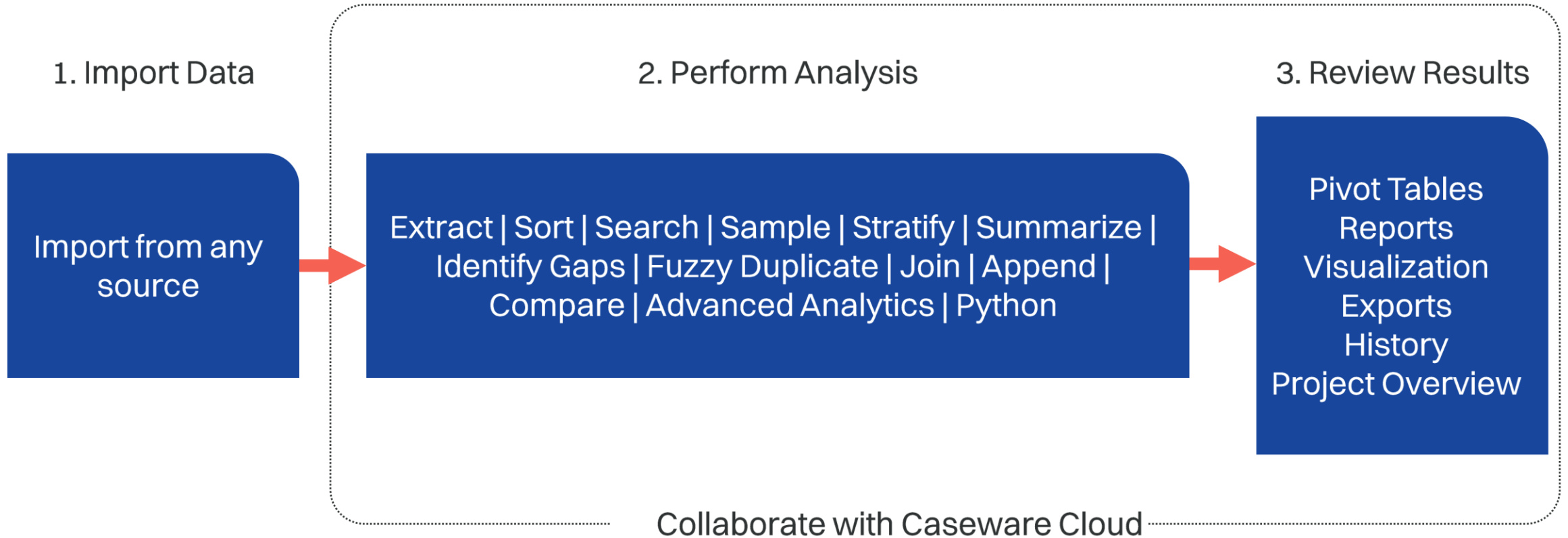


## Caseware IDEA®

- Ad hoc Analytics – IDEA base
- Guided Analytics – SmartAnalyzer Apps
- Advanced Analytics – Python plugins
- Continuous Analytics – Scheduling with scripting and robotics



# The IDEA® Process



Automate with Apps and Scripts

# The IDEA® Easy Add-ons



## Easy Extract

- Allow secondary users to extract their accounting package data and provide tables in .csv format (zipped)



## Easy Import

- Allow users to Import Easy Export.zip data into IDEA



## Easy Convert

- Convert Easy Import data from accounting package into ISO mapping.
- ISO 21378 – Audit data collection



## Easy Integrate

- Integrate from Probe to IDEA and push, execute and pull information between products.



## Easy Bi

- Help link to Community on how to use and activate PowerBi reporting

# Demo

CaseWare IDEA 12 - Section\_60\_Revenue\_Sample Population

File Explorer

ACCOUNT_NUMBER	ACCOUNT_DESCRIPTION	POSTING_DATE	ENTRY_TYPE_DESCRIPTION	REFERENCE	
1 1000000	Sales	01/03/2021	Sales Credits	60.95/31.9/3	Random revenue / 1
2 1000000	Sales	02/03/2021	Sales Credits	60.95/31.9/4	Random revenue / 1
3 1000000	Sales	03/03/2021	Sales Credits	60.95/31.9/5	Random revenue / 1
4 1000000	Sales	04/03/2021	Sales Credits	60.95/31.9/6	Random revenue / 1
5 1000000	Sales	05/03/2021	Sales Credits	60.95/31.9/7	Random revenue / 1
6 1000000	Sales	06/03/2021	Sales Credits	60.95/31.9/8	Random revenue / 1
7 1000000	Sales	09/03/2021	Sales Credits	60.95/31.9/9	Random revenue / 1
8 1000000	Sales	10/03/2021	Sales Credits	60.95/31.9/10	Random revenue / 1
9 1000000	Sales	11/03/2021	Sales Credits	60.95/31.9/11	Random revenue / 1
10 1000000	Sales	12/03/2021	Sales Credits	60.95/31.9/12	Random revenue / 1
11 1000000	Sales	15/03/2021	Sales Credits	60.95/31.9/13	Random revenue / 1
12 1000000	Sales	16/03/2021	Sales Credits	60.95/31.9/14	Random revenue / 1
13 1000000	Sales	17/03/2021	Sales Credits	60.95/31.9/15	Random revenue / 1
14 1000000	Sales	18/03/2021	Sales Credits	60.95/31.9/16	Random revenue / 1
15 1000000	Sales	19/03/2021	Sales Credits	60.95/31.9/17	Random revenue / 1
16 1000000	Sales	22/03/2021	Sales Credits	60.95/31.9/18	Random revenue / 1
17 1000000	Sales	23/03/2021	Sales Credits	60.95/31.9/19	Random revenue / 1
18 1000000	Sales	24/03/2021	Sales Credits	60.95/31.9/20	Random revenue / 1
19 1000000	Sales	25/03/2021	Sales Credits	60.95/31.9/21	Random revenue / 1
20 1000000	Sales	26/03/2021	Sales Credits	60.95/31.9/22	Random revenue / 1
21 1000000	Sales	29/03/2021	Sales Credits	60.95/31.9/23	Random revenue / 1
22 1000000	Sales	30/03/2021	Sales Credits	60.95/31.9/24	Random revenue / 1
23 1000000	Sales	31/03/2021	Sales Credits	60.95/31.9/25	Random revenue / 1
24 1000000	Sales	01/04/2021	Sales Credits	60.95/31.9/26	Random revenue / 1
25 1000000	Sales	02/04/2021	Sales Credits	60.95/31.9/27	Random revenue / 1
26 1000000	Sales	05/04/2021	Sales Credits	60.95/31.9/28	Random revenue / 1
27 1000000	Sales	06/04/2021	Sales Credits	60.95/31.9/29	Random revenue / 1
28 1000000	Sales	07/04/2021	Sales Credits	60.95/31.9/30	Random revenue / 1
29 1000000	Sales	08/04/2021	Sales Credits	60.95/31.9/31	Random revenue / 1
30 1000000	Sales	09/04/2021	Sales Credits	60.95/31.9/32	Random revenue / 1
31 1000000	Sales	12/04/2021	Sales Credits	60.95/31.9/33	Random revenue / 1
32 1000000	Sales	13/04/2021	Sales Credits	60.95/31.9/34	Random revenue / 1
33 1000000	Sales	14/04/2021	Sales Credits	60.95/31.9/35	Random revenue / 1
34 1000000	Sales	15/04/2021	Sales Credits	60.95/31.9/36	Random revenue / 1
35 1000000	Sales	16/04/2021	Sales Credits	60.95/31.9/37	Random revenue / 1
36 1000000	Sales	19/04/2021	Sales Credits	60.95/31.9/38	Random revenue / 1
37 1000000	Sales	20/04/2021	Sales Credits	60.95/31.9/39	Random revenue / 1




# Finance Audit

**P  
r  
a  
c  
t  
i  
c  
e**

- Sales and Receipts
- Accounts Payable
- Accounts Receivable
- Creditors
- Debtors
- Fixed Assets
- General Ledger
- Investments
- Loans and Mortgages
- Payroll
- Purchases and Payments



# Finance Audit – Sales and Receipts





# Finance Audit – Sales and Receipts

## Calculations

- Reproduce sales summaries, posting totals
- Test pricing, discount calculations on invoices
- Control profits by calculating line item margins before shipment
- Analyse variances in sales and summarize trends numerically or graphically
- Report on the correlation between items shipped and items ordered
- Isolate detail and average backlog by customer, item, location, etc.





# Finance Audit – Sales and Receipts

## Exception Tests

- Identify sales values higher than usual for item type
- Identify sales prices less than expected for product type or large discounts given
- Identify large credit notes
- Identify high-volume amounts by products, customers, sales representative, store, etc.
- Extract all sales data for audit by customer, product, region, etc.

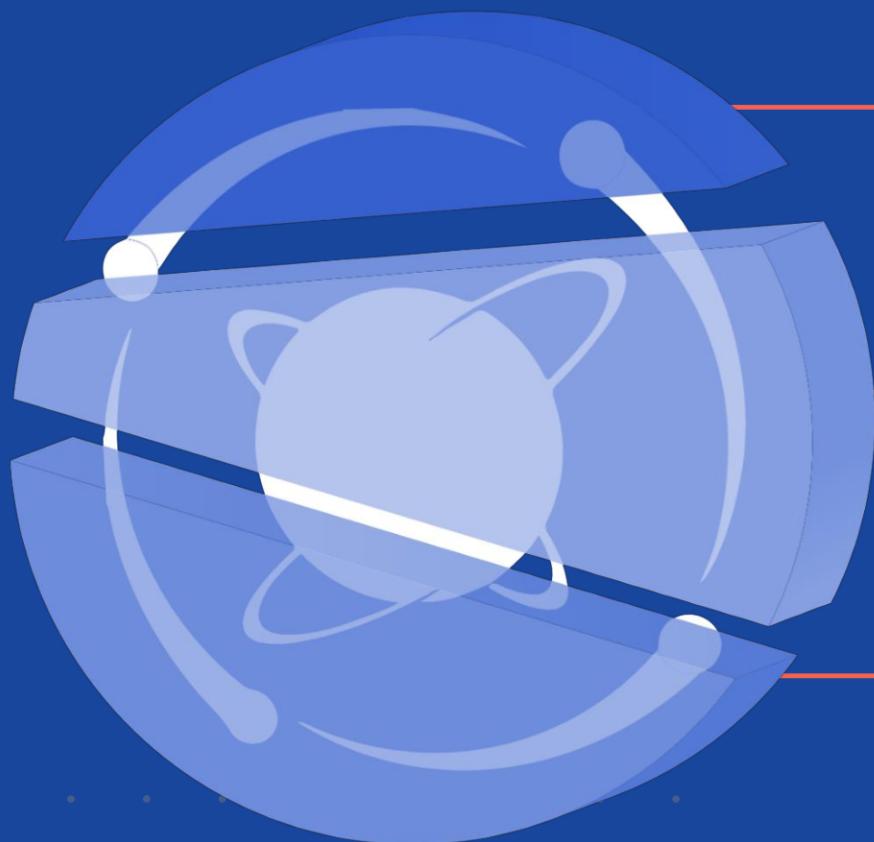
## Gaps and Duplicates

- Missing sales invoice numbers
- Missing dispatch note numbers
- Duplicate invoices (either duplicate invoice number, dispatch number, or customer and detail/amount)





# What can you do with IDEA®



## **Quick Testing**

Save significant time, by performing multiple tests such as Statistic Sampling, Benford's Law, Gap detection and Summarisation, quickly and easily.

## **Guided Analytics**

Follow predefined workflows that drive efficiency through guided analytics - including generating Exceptional Exceptions, Panda's Profiling and Fuzzy Join matches.

## **Deeper Analysis**

Perform complex mathematical equations on large-scale datasets through Python-based analytics and scripting.

# Questions





Thank you